
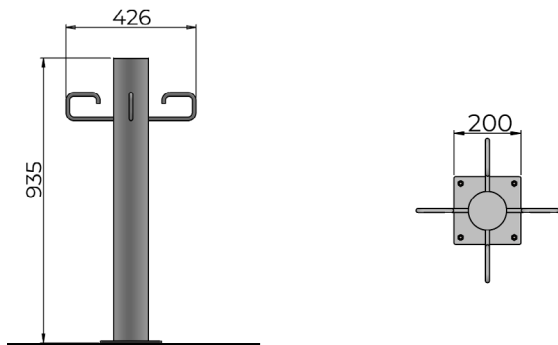


# DOG PARK weave leash pt

Dog park weave leash point is made of Mild Steel, Powder coated with zinc rich primer.



## DIMENSIONS




Cast-in-situ



SCAN TO  
VIEW IN AR

## MATERIAL AND FINISH






**STRUCTURE**  
Steel  
Powder Coating



**ACCESSORIES**  
Stainless steel

## STANDARD COLOURS

-  RAL 1013 Pearl White
-  RAL 7016 Anthracite Grey
-  RAL 9005 Jet Black

## FINISH - POWDER COATING

- Semi - gloss
- Matt
- Texture

## ADD-ONS

Signage / Logo

## WARRANTY

[Warranty document](#) (click to view)

## CERTIFICATIONS

